























LED-W4000 series is an 8K×2K video processor which integrates multiple functions such as mosaic, switch and multi-window display. This processor integrates various professional input ports, single input support maximum 4K×2K/60Hz or 8K×1K/60Hz. Because of the high-quality images, pixel to pixel display of giant resolution and flexible operation ways, it's widely used in exhibitions, business conferences, stage performances, theaters and TV stations etc.


The load capability of LED-W4000 series is several times of normal video processor, support EDID management and customized output resolution, single processor output can be maximum 8192pixels (width)×7680pixels (height), refresh rate up to 120Hz, greatly improved the utilization of load capability. It also provides various regular output resolution options for scaling according to real size of LED screen.

Perfect video input ports, including SDI×1, DVI×4, HDMI×3, DP×4, and it also allows you to extend 2 more DP1.2/HDMI2.0 inputs. It supports Internet and RS232 control to link with various video equipment.

Features

-  8K×2K output mosaic:
2 groups of output, each group has 4 DVI and 1 HDMI
-  Different work modes:
Mosaic mode: 8K×2K input/output pixel to pixel display
Switcher mode: 4K Preview, seamless switching
Backup mode: input signal hot backup or manually backup, seamless switching of one single input or Tile inputs
-  Support HDR
-  10 bits processing
-  Support HDCP
-  Built-in test pattern
-  Software control
-  Image crop
-  Layer zoom
-  Time task management
-  Support touch screen control
-  More inputs:
DVI×4, HDMI×3, DP×4, SDI×1, and 2 extended 4K×2K/60Hz inputs
-  EDID management
-  Customized output resolution
-  4 layers
-  Support input Tile function
-  Support save and load preset
-  LOGO function
-  Image freeze
-  Layer rotation
-  Brightness level adjustment, low brightness and high gray level
-  Support machine upgrade by USB drive

Processor introduction




- Standard input: 12 ports, divided into 4 groups, each group includes 3 inputs, using one out of three, total inputs are SDI×1, HDMI×3, DVI×4, DP×4.
Resolution specification: SDI (3G SDI: 1080P/I and below) , HDMI, DVI and DP, all support EDID within 4K×1K/60Hz.
- Extend inputs: support 2 groups of 4K module at the same time, each module includes DP1.2×1, HDMI 2.0×1 (include 1 loop). In one module, the input ports can use one out of two.
- Output: 12 ports divided into 2 groups, each group includes 4×DVI (A B copy for backup, 1A=1B, 2A=2B) and 2×HDMI(A B copy for backup); either DVI or HDMI ports are available for use.

▮ Main characteristics and Application

🖥️ 8K x 2K Input/Output Pixel To Pixel

Under HDMI output mode, single output support 4K x 2K@60Hz resolution, can customize the resolution in this range. Total 2 x HDMI output, single machine support 8K x 2K@60Hz.



🖥️ Switcher Function Introduction


HDMI 1 is program output; HDMI 2 is preview, support fade switch among 3 images and 3 images. Under switcher mode, it only supports HDMI output.



▮ Main characteristics and Application

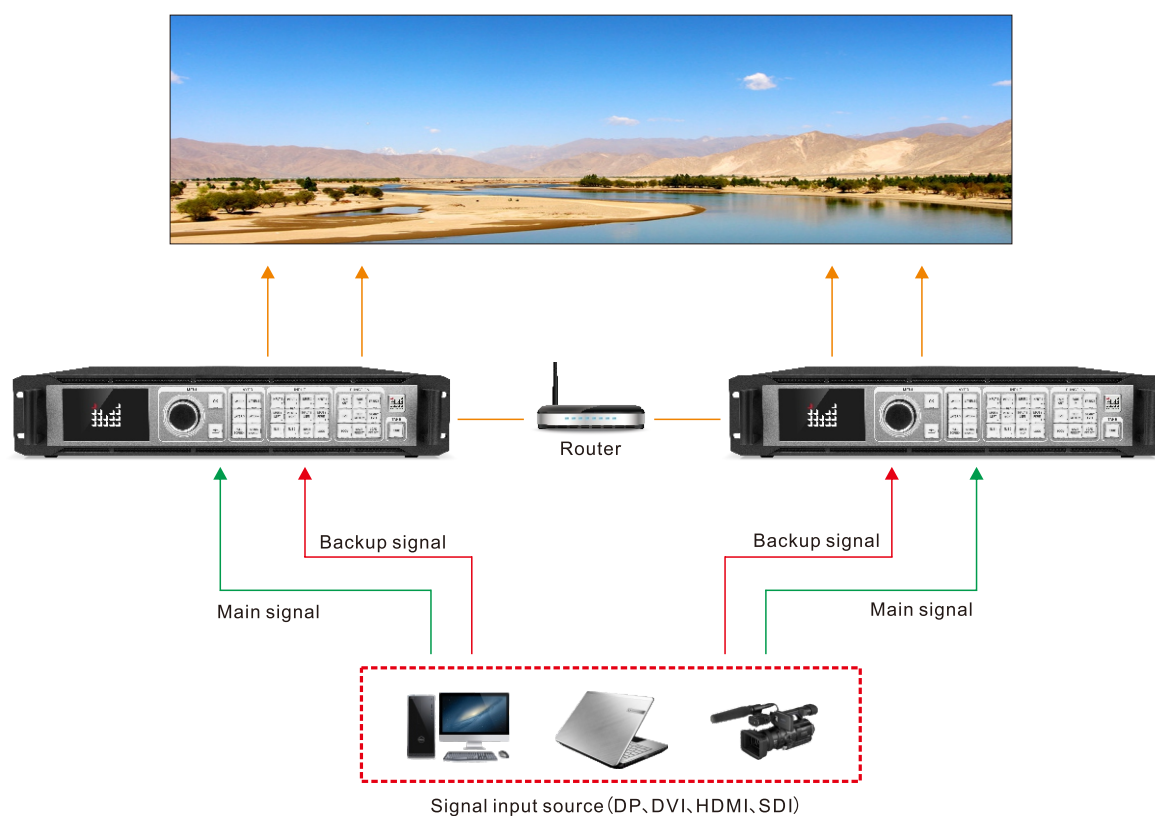
▮ Backup Function

Support input backup function; automatically and manually switch between main signal and backup signal.



▮ Multi-machine Cascade Switch

Do Synchronous switch operation of multiple LED-W4000 which is in same local area network.



▮ Main characteristics and Application

🖥️ HDR Function

Expand the brightness range of display, show more details of light and dark parts.
Bring richer color and more vivid and nature detail for the picture, make the picture more close to what human eyes can see.



🖥️ Input Tile Function

Make multiple input sources (same resolution, maximum 4 ports) combine to one integral whole in input side of processor, make it as one combination source.

Simplify the setting steps and optimized operation, no need to consider the equal/unequal situation.

Tile function is supported under mosaic, switch and backup mode.

Support 2 groups of Tile setting, can quickly adjust the combination source through Tile button of front panel.



Model description

Model	Function	Description
LED-W4000	Basic Model	
LED-W4000-DH	Extend 1pc 4K input module	A single module include 1*DP1.2 input, 1*HDMI2.0 input, 1*HDMI loop output, use one out of DP,HDMI.
LED-W4000-2DH	Extend 2pc 4K input module	A single module include 1*DP1.2 input, 1*HDMI2.0 input, 1*HDMI loop output, use one out of DP,HDMI.

Technical parameters

Input Indication		
Port	Quantity	Resolution
DVI	4	3840*1080/60Hz and EDID management
DP1.1	4	3840*1080/60Hz, 3840*2160/30Hz and EDID management
HDMI1.4	3	3840*1080/60Hz, 3840*2160/30Hz and EDID management
SDI	1	480i/60Hz, 576i/50Hz, 720p/60Hz, 1080i/50Hz/60Hz, 1080p/50Hz/60Hz(3G SDI)

Extend Input Indication(A single 4K module)		
Port	Quantity	Resolution
DP1.2	1	4096*2160/60Hz, 7680*1080/60Hz EDID management
HDMI2.0	1	3840*2160/60Hz EDID management

Each group extendable 1*DP, 1*HDMI, 1*HDMI loop, maximum 2 groups

Output Indication		
Port	Quantity	Resolution (single output)
DVI	4*2	1024*768/60Hz 1280*720/59.94Hz 1600*1200/60Hz 1920*1080/59.94Hz 1920*1200/60Hz 1024*1280/60Hz Customized output resolution Horizontal resolution:max 2048, Vertical resolution:max 3840
HDMI	2*2	1280*1024/60Hz 1280*720/60Hz 1600*1200/60Hz-reduced 1920*1080/60Hz 1920*1280/60Hz 1536*1536/60Hz Customized output resolution Horizontal resolution:max 2048, Vertical resolution:max 3840
Genlock	IN*1, OUT*1	

Specification	
Input power supply	100~240V AC 50/60Hz 0.6A
Power consumption	90W
Operating temperature	0~45°C
Overall dimension (L*W*H)	482.6*446.3*92.5mm
Net Weight	6.7kg



Shenzhen Magnimage Technology Co., Ltd.

Address: 8F, Bld. F5, TCL International E City, #1001
Zhongshan Park Road, Nanshan, Shenzhen, China, 518052
Tel: 0755-86647651 Fax: 0755-86647650
Website: www.magnimage.com

24h 86-400-6868-203